

300U 302U 300S**Two Thread Chain-stitch,
Single Needle, Two Needle, and Four Needle,
Flat Bed and Tubular Bed Machines****General Application**

- General stitching on medium and heavy materials

General Specifications

- Bed dimensions:

(300U)

Length: 19 1/2" (495mm)

Width: 7" (178mm)

Clear space to right of centre line of needle bar: 10" (254mm)

(302U)

Girth at needle area: 16" (406mm)

Space to right of needle bar centre line: 10" (254mm)

Space to left of needle bar centre line to edge of bed: 2 1/4" (57.2mm)

Height of bed above table: 7" (178mm)

Clearance between lower surface of bed and table top: 2 7/8" (73mm)

(300S)


Clear space to right of centre line of needle bar: 10" (254mm)

Space to left of needle bar centre line to edge of bed: 0.27" (6.9mm)

- Machine pulley: 2 29/32 (74mm) effective diameter for V belt
- Motor required: Clutch motor high speed 1/2 H.P.
- Needle Cat. No. 3260-01 (Except 300U194A, 194A-HL, 294A, 300S)
No. 4112-01 (300U194A, 194A-HL, 294A, 300S)


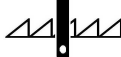
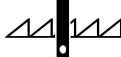










Features

- Semi-automatic lubrication system.
- Presser foot lifting by foot pedal.
- Reduced noise level and new graphic.
- Two individual adjustable upper puller feed rolls. (302U)
- Close-coupled gear driven puller feed with needle feed. (302U)


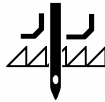




300U**302U****300S**

300U 302U 300S

● **Specification Chart**


Variety	Feed type	No. of needles	S.P.M. Max.	Stitch length			Clearance under presser foot		Needle bar stroke		Needle Cat. No.	Applications			
				Min. s.p.i.	Max. mm	Standard s.p.i.	in	mm	in	mm					
300U101B		1	4,500	12	2.1	4	6.4	-	-	$\frac{5}{16}$	8.0	$1\frac{1}{4}$	31.7	3260-01	Seaming, lap-seaming, binding and banding. Work clothing, jeans etc.
300U201B		2													
300U401B		4													
300U194A		1	4,000	12	2.1	3	7.6	-	-	$\frac{7}{16}$	11.0	$1\frac{7}{16}$	36.5	4112-01	Binding, welting and seaming.
300U194A-HI		1	3,500							$\frac{9}{16}$	14.2	$1\frac{9}{16}$	39.7		Automobile upholstery, work gloves, luggage, canvas shoes, etc.
300U294A		2	4,000							$\frac{7}{16}$	11.0	$1\frac{7}{16}$	36.5		
300U105B		1	4,500	12	2.1	4	6.4	5	5.1	$\frac{5}{16}$	8.0	$1\frac{1}{4}$	31.7	3260-01	All long seaming and bulky work where puller feed would be advantageous.
300U205B		2													
300U405B		4													
302U201B		2	4,500	-	-	4	6.4	-	-	$\frac{5}{16}$	8.0	$1\frac{1}{4}$	31.7	3260-01	Banding on work clothes and inserting elastic on bathing trunks, sports clothes, boxer shorts and similar tubular articles.
302U206B		2	4,500	12	2.1	4	6.4	7	3.6	$\frac{5}{16}$	8.0	$1\frac{1}{4}$	31.7	3260-01	
302U406B		4													
300S		1	3,000	12	2.1	3	7.6	-	-	$\frac{7}{16}$	11.0	$1\frac{7}{16}$	36.5	4112-01	Tape binding for mattress edge.

- Note
- Speed depends on materials and type of operation
 - Sewing conditions may differ from the above specifications according to the materials being


	Machine fitted with anti-reversing device to minimize skip stitching when crossing extra heavy seams.		Compound feed and alternating		Compound feed and gear driven puller feed.
	Compound feed		Compound feed and pneumatic alternating pressers. This gives equal pressures when sewing varying thicknesses of material.		Needle feed and gear driven puller feed.

● Needle gauge and fitting (300U)


300U 302U 300S



Single needle	Regular fitting				
	Feed dog	Throat plate	Presser foot	Lifting presser	Vibrating presser
300U101B	K268618	K268614	K268613	-	-
300U105B					
300U194A	K267664	K32827	-	K267632	K267659
300U194A-HL					
300S	K559061	K559060	-	K559059	K559057




Two needle	Needle gauge ¹						Regular fitting				
	Min.		Max		Gauge		Feed dog	Throat plate	Presser foot	Lifting presser	Vibrating presser
	in	mm	in	mm	in	mm					
300U201B	³ / ₁₆	4.8	2	50.8	* ³ / ₁₆	4.8	K268290-012	K267851-012	K267880-012	-	-
300U205B					* ¹ / ₄	6.4	K267802-016	K267851-016	K267872-016	-	-
					¹ / ₂	12.7	K267812-032	K267855-032	K267872-032	-	-
					⁵ / ₈	15.9	K267817-040	K267857-040	K267872-040	-	-
					³ / ₄	19.1	K267821-048	K267858-048	K267872-048	-	-
					1 ¹ / ₄	31.8	K267825-116	K267859-116	K269577-116	-	-
					1 ¹ / ₂	38.1	K267829-132	K267860-132	K269577-132	-	-
300U294A	³ / ₁₆	4.8	2	50.8	1/4	6.4	K267802-016	K267851-016	-	K267676-016	K267679-016




Four needle	Needle gauge ¹										Regular fitting		
	Min (between adjacent needles)		Min. (between needles 1 and 3 and needles 2 and 4)		Overall				Gauge	Feed dog	Throat plate	Presser foot	
	in	mm	in	mm	in	mm	in	mm					
	in	mm	in	mm	in	mm	in	mm	mm	dog	plate	foot	
300U401B	³ / ₁₆	4.8	¹ / ₂	12.7	³ / ₄	19.1	2	50.8	¹ / ₄ - ¹ / ₄ - ¹ / ₄	6.4 - 6.4 - 6.4	K269006-501	K269379-501	K269237-505
300U405B									⁵ / ₁₆ - ⁵ / ₁₆ - ⁵ / ₁₆	7.9 - 7.9 - 7.9	K269006-512	K269379-510	K269237-510
									³ / ₈ - ³ / ₈ - ³ / ₈	9.5 - 9.5 - 9.5	K269006-521	K269379-517	K269237-515
									¹ / ₂ - ¹ / ₂ - ¹ / ₂	12.7-12.7-12.7	K269006-526	K269379-525	K269240-528
									* ¹ / ₄ - 1 - ¹ / ₄	6.4 - 25.4 - 6.4	K269006-509	K269379-509	K269240-509

● Needle gauge and fitting (302U)



Two needle	Needle gauge ²						Regular fitting		
	Min.		Max.		Gauge		Feed dog	Throat plate	Presser foot
	in	mm	in	mm	in	mm			
302U201B	³ / ₁₆	4.8	2	50.8	7/8	22.2	K267821-056	K267858-056	K267874-056
					1	25.4	K267825-100	K267859-100	K267874-100
					1 ¹ / ₄	31.8	K267825-116	K267859-116	K269577-116
					* 1 ³ / ₈	34.9	K267829-124	K267860-124	K269577-124
					1 ¹ / ₂	38.1	K267829-132	K267860-132	K269577-132
302U206B	³ / ₁₆	4.8	2	50.8	* 1 ¹ / ₂	38.1	-	K269598	K269577-132
					* 1 ¹ / ₄	31.8	-	K269597	K269577-116



Four needle	Needle gauge ²										Regular fitting	
	Min. (between adjacent needles)		Max. (overall)		Gauge				Throat plate	Presser foot		
	in	mm	in	mm	in	mm	in	mm				
	in	mm	in	mm	in	mm	in	mm	plate	foot		
302U406B	³ / ₁₆	4.8	2	50.8	¹ / ₄ - ¹ / ₄ - ¹ / ₄	6.4 - 6.4 - 6.4			K269597	K269237-505		
					⁵ / ₁₆ - ⁵ / ₁₆ - ⁵ / ₁₆	7.9 - 7.9 - 7.9			K269652-503	K269237-510		
					³ / ₈ - ³ / ₈ - ³ / ₈	9.5 - 9.5 - 9.5			K269652-502	K269237-515		
					¹ / ₂ - ¹ / ₂ - ¹ / ₂	12.7-12.7-12.7			K269598	K269240-528		
					* ¹ / ₄ - 1 - ¹ / ₄	6.4 - 25.4 - 6.4			K269598	K269240-509		

Note 1 Needle gauge fittings can be supplied in steps of ³/₃₂" (2.4mm) to special order.

Note 2 Needle gauge fittings can be supplied in steps of ¹/₃₂" (0.8mm) to special order.

* Standard gauge